

Review is over, Welcome to week 1

First Grade Homework Unit1 Week 1

Spelling and high frequency words will be tested on Thursday!

Choose one list to study this week.

Spelling Words Set 1

can	cat
back	dad
am	bat
mad	ran
sack	at
way	come

Spelling Words Set 2

grand	handle
sanding	plant
chap	candy
stand	strap
planned	panda
way	come




High Frequency Words to know and read.

my in come on way

Amazing Words

needs – things people must have to live and survive
responsibility – there are things you are expected to do
shelter – a place in which you live is a shelter; your home is a shelter
cuddle – when you hold something close
tickle – when you touch someone lightly and make them laugh
faithful – someone who is faithful will always be there for you
fetch – when you fetch something, you go get it
heel – to follow closely at your heels



Comprehension Skill

Characters: a person or animals in the story.

Setting: where and when a story takes place

Language Skills:

Sentence: a group of words that tells a complete idea. **Subject:** Who or what the sentence is about (naming part)

Predicate: Tells what happens (telling part)

Phonic Skills


Short /a/ Words and words with – ack (rack, Jack, Mack, tack, lack, quack)

Name: _____



Reading Racer

Home/School Connection



1	come	in	my	on	way	Jack	Sam
2	way	Jack	come	can	in	Sam	my
3	Sam	in	cat	back	Jack	on	dad
4	am	bat	way	my	come	mad	ran
5	my	on	sack	in	at	way	Sam
6	way	come	Jack	way	on	my	come

Start your engines . . . and race to read

all of the words as quickly as you can.

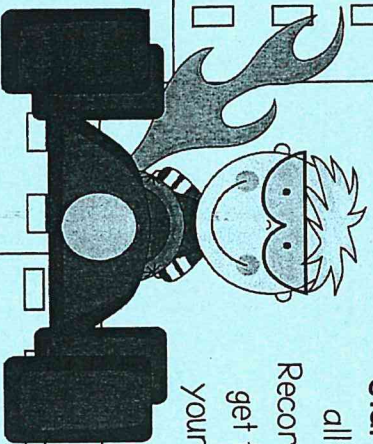

Record your speed on the line and see if you get faster by the end of the week! Have your parents initial your speed each night.

Day 1 _____ seconds

Day 2 _____ seconds

Day 3 _____ seconds

Day 4 _____ seconds



Spelling Tic-Tac-Toe

Name: _____

Choose one activity each night. Color in the box once you have completed the activity. You must get Tic-Tac-Toe (up and down, left to right, or diagonal). Turn the completed activity in each day and turn in this sheet on Friday. You must choose **Glue Word Sort** every Thursday. Encourage your child to get tic-tac-toe different ways each week!

<p><u>Circle Vowels</u> Write each word 3 times and circle the vowels.</p>	<p><u>Rainbow Write</u> Write each word and trace it with at least 3 colors.</p>	<p><u>Glue Word Sort</u> Sort words by headings and glue down (always complete on Thursday).</p>	<p><u>Silly Sentences</u> Use all of your words in silly sentences.</p>
<p><u>Silly Sentences</u> Use all of your words in 5 silly sentences.</p>	<p><u>Glue Word Sort</u> Sort words by headings and glue down. (Always complete on Thursday.)</p>	<p><u>ABC Order</u> Write your spelling words in ABC order.</p>	<p><u>Color Words</u> Write each word 3 times. Write the vowels in one color and the consonants in another. Ex: b t b t b t</p>
<p><u>Spelling Story</u> Use your spelling words in a creative story.</p>	<p><u>Count'em Up</u> Count the number of letters in each word. Write them in order from shortest to longest. Ex: cat bath house</p>	<p><u>Pyramid Write</u> Write 1st letter on one line, 1st and 2nd letter on next line. Ex: c ca cat</p>	<p><u>Glue Word Sort</u> Sort words by headings and glue down. (Always complete on Thursday)</p>
<p><u>Glue Glue Word Sort</u> Sort words by headings and glue down (Always complete on Thursday).</p>	<p><u>Pyramid Write</u> Write 1st letter on one line, 1st and 2nd letter on next line. Ex: c ca cat</p>	<p><u>Color Words</u> Write each word 3 times. Write the vowels in one color and the consonants in another. Ex: b t b t b t</p>	<p><u>Rainbow Write</u> Write each word and trace it with at least 3 colors.</p>

Sam, Come Back! by Susan Crummel

Sam the cat is on my lap. Sam ran. Sam, come back!
Sam ran that way. Nab that cat! See Sam in the sack.
Sam ran that way. Nab that cat! See Sam in the pack.
Bad Sam! Sam, come back! Jack, Jack! Sam is back. Pat
Sam on my lap.

Study these Words over the Week to be tested on Friday:

cat	my	tap	back	way	man
in	sack	come	pack	jam	on

Read the sentences to study to be tested on Friday:

Nan sat on the back mat.	Zack had my cap.
Come pat the cat, Jack.	Pam ran back that way.
Pack one hat in the bag.	

Spelling Words

an	can	man	ran	had
dad	cat	my	way	come

Parent signature: _____

Monday: _____

Tuesday: _____

Wednesday: _____

Thursday: _____

***Choose* Sam, Come Back! or The Treasure Map**

The Treasure Map

by ReadWorks




Nate's mom drew a map of the park. It was a treasure map. Nate and his mom walked to the park with Nate's friend Kim. Kim would be Captain Blue Shoes. Nate would be Captain Red Beard.

The children looked at the map. It said the treasure was near the swings. The captains sneaked behind the slide. They ran by the seesaw. They crawled under the swings. Mom had left two pirate hats there.



"We found the treasure!" shouted Captain Blue Shoes.

Name: _____ Date: _____

1. Who is this story about?

*a pirate captain**Kim and Nate*


2a. Draw 2 pirate pictures.



2b. What do Kim and Nate use to find the treasure in the park?




a map




a cell phone

3. Where does the treasure map say the treasure is?




near the swings




behind the slide

4. Where did "the captains" go after they sneaked behind the slide?



by the seesaw



under the swings

5. What treasure did Kim and Nate find?

6. What did you learn from "The Treasure Map"?

7. Draw a picture of Kim and Nate searching for treasure in the park.