

Name: \_\_\_\_\_

# The Life of a Frog

Read your *Scholastic News*. Cut out the boxes and paste them in the correct order.

1  
Paste  
here

2  
Paste  
here

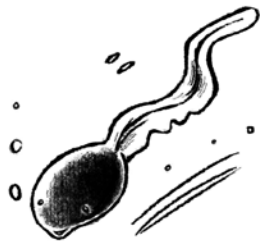
3  
Paste  
here

4  
Paste  
here

Visit [www.scholastic.com/sn1](http://www.scholastic.com/sn1)

©2020 Scholastic Inc. Permission granted to Teacher-Subscribers to reproduce this page for classroom use only.

ILLUSTRATIONS BY PETER FRANCIS



It hatches from the egg.  
A tail helps it swim.



It starts its life in an egg.



The tail is gone. It has  
long legs. It is an adult.



The tadpole starts  
to grow legs. Its tail  
starts to shrink.

Name: \_\_\_\_\_

# The Life of a Frog

Write 1, 2, 3, and 4 to show the correct order of the life cycle steps. We did the first one for you! Then write what happens in each step.

**Teachers:** If there's time, have kids cut out each step and paste them in the correct order on a separate piece of paper.





<div data-bbox="86 538 209 662">○</div> <div data-bbox="234 568 719 628"> <h2>Tadpole With Legs</h2> </div> <div data-bbox="249 644 635 830">  </div>	<hr/> <hr/> <hr/>
<div data-bbox="86 882 209 1005"> </div> <div data-bbox="246 914 344 972"> <h2>Egg</h2> </div> <div data-bbox="287 978 609 1162">  </div>	<hr/> <hr/> <hr/>
<div data-bbox="86 1224 209 1347">○</div> <div data-bbox="234 1254 513 1314"> <h2>Adult Frog</h2> </div> <div data-bbox="299 1306 620 1536">  </div>	<hr/> <hr/> <hr/>
<div data-bbox="86 1566 209 1689">○</div> <div data-bbox="234 1596 445 1656"> <h2>Tadpole</h2> </div> <div data-bbox="311 1646 602 1856">  </div>	<hr/> <hr/> <hr/>

ILLUSTRATION BY PETER FRANCIS  
 ©2020 Scholastic Inc. Permission granted to Teacher-Subscribers to reproduce this page for classroom use only.