


Don't forget
to sign your name
so everyone knows
who made
this awesome
pigeon!



Name: _____

Draw the Pigeon!




1

Start with the letter "O." Then draw a smaller letter "O" inside it.



2

Draw another circle in the eye, and color it in. To make the beak, draw a letter "M" on its side.




3

Draw two lines straight down for the neck. Draw two lines across the neck for the collar.



4

Now draw the body. It's shaped like an ice cream cone that's fallen over. Next, draw two lines straight down for the legs.



5

Draw two upside-down letter "V's" for the feet. Then draw another "V" for the wing. You're done!

Draw the Pigeon here.