

STUDY GUIDE

First Grade Homework Unit 1 Week 6

Reading Test Thursday / Spelling Test Friday / Math Test Tuesday

Choose one list to study this week.

Spelling Words Set 1

crust bump
jump must
just dust
trust dusk
hunt lump
many into

Spelling Words Set 2

summer lunch
stuck thump
funny skunk
stuff bump
must bunch
many into



High Frequency Words to know and read.

home many them into

Amazing Words

silent – quiet; not making a sound
snort – make a sound through your nose
forest – many trees growing together that cover a large area of land
poisonous – harmful to your health or life
medicine – something that helps you feel better or makes you well
desert – a dry area of land that has very little rain
chatter – to talk quickly or to make quick, sharp sounds
world – the name for earth

Comprehension Skill

Cause and Effect: What happens and why it happens (ex. I ate candy. / I have cavities)

Strategy: Text structure

Language Skills:

Sentence: a group of words that tells a complete idea.

Exclamatory Sentences – asking questions (Is the fox in a box?)

Antonyms – things that are opposites

Phonic Skills (final consonant blends)

Rust, pant, romp, gift, bend, milk, belt, camp, pond, desk

Words to Read 😊

Segment and Blend Phonemes Final Consonant Blends

fast

belt

rust

pant

romp

gift

bend

milk

camp

pond

desk

wrist

help

stump

last

truck

raft

sick

black

held

drift

High Frequency Words to Know 😊

them into many home

Fill in the correct high frequency word in the blank.

1. Fred has _____ rugs at _____ .
2. Tuck _____ _____ bed.

Read the story. Answer the questions with a complete sentence.
Underline 2 details in the story.

The Fox Family

"Mom! Mom!" Jake cried when he saw the red and white furry animal that sat on the grass. "Look at that funny little dog in the backyard!"

Jake's mom moved to the window and looked out.

"Now there are two of them! One is small, and one is big! Maybe one is the mother and one is the baby!"

Jake's mom said, "Those aren't dogs, Jake. Those are foxes. And yes, one is the parent and the smaller one is the baby. We call a baby fox a kit."

"But why is a wild fox in our backyard?"

Jake's mom looked sad. "We live in a place that was once country and forest.

Every year people are building houses here. When people build houses, the foxes lose their homes. We have so many trees in our backyard. I guess they feel safe here."

"Are they dangerous?" "Not really. They eat beetles, earthworms, mice, and sometimes rabbits."

"What else do they do?" "Watch and find out," Jake's mom said.

"Can I pet them?" "No Jake, foxes are not pets. It's okay to observe them, but we should always remember they are wild animals.

1. What animal did mom and Jake see?

2. Why can't Jake pet the animals?

Name:.....

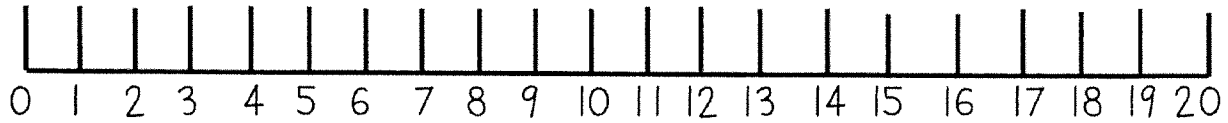
Topic 3

I can use a variety of math strategies to help me solve addition problems.
(Standard I.OA.6)

Use a number line to count on and find each sum.

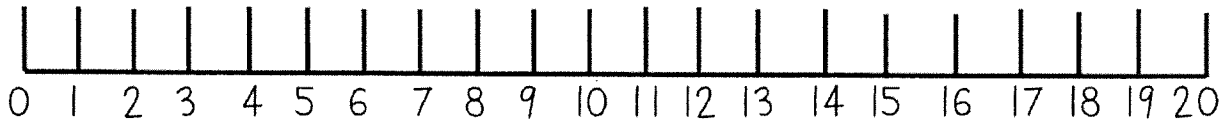
1.

$$5+2= \text{-----}$$



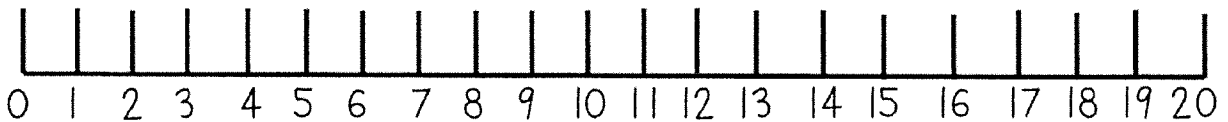
2.

$$12+4= \text{-----}$$






3.




$$2+6= \text{-----}$$



Decide if each set of cubes shows a doubles fact. Circle your answer. Then write an equation to match the cubes.

 <p style="text-align: right; font-size: 24pt; margin-right: 20px;">4.</p> <p>Doubles Fact NOT Doubles Fact</p> <p>..... + =</p>	 <p style="text-align: right; font-size: 24pt; margin-right: 20px;">5.</p> <p>Doubles Fact NOT Doubles Fact</p> <p>..... + =</p>
 <p style="text-align: right; font-size: 24pt; margin-right: 20px;">6.</p> <p>Doubles Fact NOT Doubles Fact</p> <p>..... + =</p>	

Add the doubles. Then use the doubles facts to help you solve the doubles-plus-1 facts.

$\begin{array}{r} 7 \\ +7 \\ \hline \end{array}$	$\begin{array}{r} 8 \\ +7 \\ \hline \end{array}$	$\begin{array}{r} 4 \\ +4 \\ \hline \end{array}$	$\begin{array}{r} 4 \\ +5 \\ \hline \end{array}$	$\begin{array}{r} 6 \\ +6 \\ \hline \end{array}$	$\begin{array}{r} 6 \\ +7 \\ \hline \end{array}$
 <p style="font-size: 24pt; margin-top: 10px;">7.</p>	 <p style="font-size: 24pt; margin-top: 10px;">8.</p>	 <p style="font-size: 24pt; margin-top: 10px;">9.</p>			