

# First Grade Homework Unit 1 Week 2

Spelling Test Friday and high frequency words and reading test will be on Thursday!

## Choose one list to study this week.

### Spelling Words Set 1

trick this  
pinch digger  
digger kicker  
flipper triple  
picnic sister  
she take

### Spelling

issue  
didn't  
kicking  
instant  
spinning  
she

### Words Set 2

history  
digging  
distance  
thistle  
rapid  
take



### High Frequency Words to know and read.

she take what up

### Amazing Words

career – a job someone chooses to do for a long time  
sloppy – wet or messy  
scrub – rub hard to make clean  
exercise – move your body and work your muscles  
comfort – to make someone feel better  
search – look carefully to try to find something  
service – work done to help others  
tool – something used to help do work

### Comprehension Skill

**Plot:** what happens in the beginning, middle, and end of a story

**Summarize:** a brief description of something


### **Language Skills:**

**Sentence:** a group of words that tells a complete idea. **Subject:** Who or what the sentence is about (naming part)

**Predicate:** Tells what happens (telling part)

### Phonic Skills

**Short /i/ Words and words with consonant x (, ox, tax, wax, box)**







# Reading Racer

Home/School Connection



Name: \_\_\_\_\_

1	she	take	up	what	play	six	in
2	what	lip	play	wig	it	take	up
3	did	mix	she	sit	pin	play	fix
4	six	take	up	what	lip	she	in
5	wig	play	it	did	take	mix	sit
6	pin	fix	she	what	take	play	up

**Start your engines** . . . and race to read

all of the words as quickly as you can.

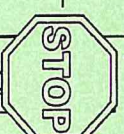


Record your speed on the line and see if you get faster by the end of the week! Have your parents initial your speed each night.

Day 1 \_\_\_\_\_ seconds

Day 2 \_\_\_\_\_ seconds

Day 3 \_\_\_\_\_ seconds

Day 4 \_\_\_\_\_ seconds






# The Big Pig

Focus: Words in the -ig family

This is a pig.  
 It is a big pig.  
 The big pig can dig.  
 This is a wig.  
 The big pig has a wig.



Is the pig big?  
 Yes, the pig is big.  
 Can the big pig dig?  
 Yes, the big pig can dig.  
 Does the pig have a wig?  
 Yes, the pig has a wig.

Name: \_\_\_\_\_

1) Is it a big pig?

2) What does the big pig have?

3) What can the big pig do?

Name \_\_\_\_\_ Date \_\_\_\_\_

# Operations & Algebraic Thinking

1.OA.4

1.  $5 + \underline{\hspace{2cm}} = 10$

2.  $8 + \underline{\hspace{2cm}} = 17$

3.  $\underline{\hspace{2cm}} + 14 = 19$

4.  $\underline{\hspace{2cm}} + 5 = 11$

5.  $12 + \underline{\hspace{2cm}} = 15$



6.  $10 + \underline{\hspace{2cm}} = 20$

7.  $7 + \underline{\hspace{2cm}} = 13$



8. Find the sum.

 +  =         





9. Find the missing number.

 +          = 







10. Find the missing number.

         +  = 

11. Find the difference.

     
         -          =         

12. Find the difference.

       
         -          =         

13. Solve.

$6 - \underline{\hspace{2cm}} = 8 - 4$

14. Solve.

$5 + 4 = 7 + \underline{\hspace{2cm}}$

# How Animals Stay Safe



All animals have ways to protect themselves.

Turtles have hard shells that keep them safe. Many turtles can pull their bodies inside their shells. That makes it harder for other animals to hurt them.

Walking sticks are insects. They look like sticks. That makes them hard to see. A predator may never notice the insect.

Puffer fish can swallow a lot of water. The extra water makes them look very big. Puffer fish also have spines that can hurt predators.

Animals protect themselves in many ways. Can you think of others?

Name: \_\_\_\_\_ Date: \_\_\_\_\_

1. What does a turtle have that protects it from predators?

- A. good hearing
- B. a hard shell
- C. spines

2. This text describes how some animals protect themselves from predators. How do turtles stay safe?

- A. They swallow lots of water.
- B. They look like sticks.
- C. They pull their bodies inside their shells.

3. This text is about how different animals protect themselves from predators. The text says that walking sticks look like sticks. That makes them hard to see. How might this help the walking sticks?

- A. If the walking stick looks like a tree, it doesn't need to build a house.
- B. The walking stick's predators won't hurt the walking stick because they won't notice it.
- C. Looking like a stick can help the walking stick find new food.

4. What is "How Animals Stay Safe" mostly about?

- A. how turtles use their shells to protect themselves from predators
- B. food that animals eat to stay healthy
- C. things that animals do to protect themselves from predators

5. What does a puffer fish do to make itself look very big?

To make itself look very big, a puffer fish

---

---

---

---

---

---

6. What did you learn from "How Animals Stay Safe"?

---

---

---

---

---

---

7. **Class Discussion Question:** Discuss how swallowing lots of water helps a puffer fish protect itself from enemies.

---

---

---

---

---

---

8. Draw a puffed up puffer fish.